



		2017 1 1 2017 6 30

			002271
	BEIJING ORIENTAL YUHONG WATERPROOF TECHNOLOGY CO., LTD.		
	ORIENTAL YUHONG		



2 Ā Ÿ ŪMb ú 75ž `&é

Ÿ ŪMb ú 75ž `&é X Ō z O _ V F

$$F2+X = F2+X$$

œ (F9 Ê,´ Ÿ ŪMb Ō4è,´ =0 È,«E- z ¢ Ō Ō z,´] -Añ- J 7 Ê5•1 ,´5•p È œ (z ¢
Ō Ō z 75ž ` Ō z O F È § f ò?ñ 2016 ¢ ¢ Ō Ā

Ā k?± JAÑ ž ¼CR Ñ 7 7

œ (_ VM0F-\$ßB3 ¢ FGýF } ¢ Ō JAÑ ž

_ V



Ō z O



2

	-490,121.77	
	27,038,783.23	

报表附注

“ ”

DAW SE

DAW ASIA LIMITED

—

“ ”

“ ”

“ ”

JMŽ

2

1

“ ”

“ ”

“ ”

“ ”

5

150

800

6

“ ”

7

2017

“ ”

17

PCT

--	--	--	--



2017

	658,780,451.02	442,864,707.45	32.78%	44.74%	48.03%	-1.49%
	232,506,205.30	188,606,627.00	18.88%	30.80%	36.71%	-3.51%
	965,451,379.10	633,503,657.07	34.38%	68.05%	76.40%	-3.11%
	253,286,524.00	175,345,442.86	30.77%	40.93%	49.46%	-3.95%
	3,054,354,838.35	1,724,845,649.58	43.53%	43.54%	48.96%	-2.05%

1

30%



	4					
	2,013,494,052.16	19.10%	1,062,840,844.84	12.00%	7.10%	

2

3

项目	期末账面价值	受限原因
货币资金	152,793,817.41	支付的银行保证金
固定资产	2,270,676.43	银行借款抵押
无形资产	1,665,922.85	银行借款抵押
应收账款	500,000,000.00	银行借款抵押
合计	656,730,416.69	--







2017

							12	31			
		22,784.9	22,784.9		22,784.9	100.00%					

3

		(1)		(2)	(3)=(2)/(1)				
2.4	2,000	14,586	5,141.32	5,141.32	35.25%	2017 12 31	0		
	--	14,586	5,141.32	5,141.32	--	--	0	--	--
	()		2016 10 19						2,000
	()			14,586		2.4	11.66%		
	()								
	()								

4

2017	2017 8 19	

89,654,642.58 57,008,217.98 60,440,286.70

2017 1-9

2017 1-9

2017 1-9	20.00%		40.00%
2017 1-9	86,483.57		100,897.5
2016 1-9			72,069.64

2

“ ”

3

MDI SBS




2016		0.37%	2017 05 16	2017 05 17	www.cninfo.com.cn)

2



			” ”			
--	--	--	--------	--	--	--



				2014 08 18		

			1			
			2	2016 11 01		
			3			
			4			

			5			

1 2012 10 10

1800
34352 5.24%
1684 93.556% 116 6.444%
287 7.03 /

2 2013 7 5

1800
34352 5.24% 1730.2 96.12%
69.8 3.878% 287
344 7.03 /

3 2013 7 22 2013

4 2013 8 19

344
311 1800 1730.2
69.8 1701.4 1631.6 69.8

2012 7.03 / 6.83 /
2013 8 19 311
1631.6 2013 9 5

1631.6

12762.60 2013 -2017

5 2014 7 14

2014 7 14

19

69.8

12.80 /

2014 8

8

402.9688

2014 -2017

	2014
--	------

2013

26

6.83 /

26

6%

345.28

17 31.7 2013
31.7 2015
8 10 2013
2014 5
18.2 2015
8 5 ,

	2014	2015	2016	2017
357.6468	130.5663	184.7024	38.8819	3.4962

9 2015 8 20

2014 2014 2014 12
31 416,326,636 10 2.00
10 10 2015 6 1
416,326,636 832,653,272
1192.2 2384.4
2014

6.83 / 3.415 /

10 2015 8 20



276 677.35
2013
677.35 2016 9 8 2013

2015 58
103.45 2016 11 7

13 2017 6 13

2016 2016 882,686,848
10 1.500000 QFII RQFII
10 1.350000
10 1.500000

10% QFII RQFII

2017 6 1

2016 2017 6 1

1 2016 6 30

			6,504.40	
			83,069.34	7.83%
5,854	90.00%	650.40		10.00%
		1,112		8.24 /

2 2016 7 1

2016 7

	6,500			
83,069.34	7.82%		6,414.1	98.68%
85.9	1.32%			1,112
	1,263		8.24 /	

3 2016 8 12 2016

4 2016 8 25

	1263	1230		6500	
6414.1		85.9	6435.5	6349.6	85.9
				2016 8 25	

6 2017 6 13

2016

119.0000

2017 7 12

7 2017 7 17

--	--	--	--	--	--	--	--	--	--	--	--	--	--

411.26 0.10% 1,500

411.26 2017
03 28



2017								

2016 04
23

5,000 2016 11 24



2017

	23							
--	----	--	--	--	--	--	--	--

2015 03 2016
18 10,000

50%	F	0
D+E+F		0

2

3



2

2017 2 15		2017-001	
2017 2 15		2017-002	



2017

2017 4 21	2016	2017-024	

2017 4 21

2017 6 14		2017-045	
2017 6 14		2017-046	
2017 6 22		2017-047	



	320,188,525	36.27%	0	0	0	-1,086,454	-1,086,454	319,102,071	36.15%
1	0	0.00%	0	0	0				

1 882,686,848

2

3

75%

2



195,385,728

0

0

195,385,728

195,385,728



2017

					288,000	
	2,535,000	416,004	0	2,118,996	1,993,996 125,000	2017
	1,862,594	200,000	387,500	2,050,094	387,500	2017
	1,242,594	75,000	0	1,167,594	767,594 400,000	2017



2017

		1.04%	9,219,400	0	0	9,219,400		3,310,000
10								
3								





2017

			200,000	0	0	200,000	200,000	0	200,000
	--	--	335,655,368	37,300	32,300	335,660,368			

2017 06 30

	1,327,981,108.00	1,611,155,281.10
	280,843,272.11	368,145,411.76
	3,918,501,551.26	2,883,103,322.95
	262,542,660.28	132,053,144.27



	5,089,294,288.89	3,870,042,365.19
	882,686,848.00	882,686,848.00
	1,875,966,237.43	1,772,595,101.63
	556,817,282.25	545,231,510.00
	3,941,351.39	-162,400.18
	86,174,849.45	86,174,849.45
	3,140,709,546.39	2,778,451,448.03
	5,432,661,550.41	4,974,514,336.93
	21,895,335.21	11,991,840.28
	5,454,556,885.62	4,986,506,177.21
	10,543,851,174.51	8,856,548,542.40

2

	812,793,533.13	1,104,063,615.57
	97,033,414.77	201,167,582.66
	1,853,424,884.88	1,369,578,290.15
	416,370,553.70	189,759,374.62

	26,653,943.12	79,729,582.87
	3,485,202.85	1,384,887.77
	4,638,950,688.02	4,354,850,269.78
	205,500,000.00	13,500,000.00



	7,398,724,096.25	6,868,042,673.93
--	------------------	------------------

3

	4,310,590,753.64	2,921,088,840.98
	4,310,590,753.64	2,921,088,840.98
	3,779,802,254.55	2,512,192,528.18
	2,568,481,655.42	1,665,864,390.02

	279,857.12	39,419.39
	1,232,414.61	1,488,983.47
	776,604.10	1,164,637.25
“ ”	557,534,172.99	418,896,280.13
	65,941,552.79	56,290,422.42
“ ”	491,592,620.20	362,605,857.71
	493,718,902.54	364,391,830.85
	-2,126,282.34	-1,785,973.14
	4,103,751.57	6,366,998.71
	4,103,751.57	6,366,998.71
1.		
2.		
	4,	366,998.71
2.		
3.		
	4	366,998.71

	0.56	0.44
	0.56	0.44
	0.00	0.00

4

1.		

	89,665,316.17	68,867,857.22
	4,753,911,264.04	3,222,917,311.88
	4,083,480,777.83	2,240,906,035.66
	615,189,772.44	396,501,809.11
	376,724,966.30	294,731,853.94
	473,945,389.96	402,372,245.38
	5,549,340,906.53	3,334,511,944.09
	-795,429,642.49	-111,594,632.21
	3,917,831.80	221,154.81
	170,294,187.26	
	4,031,971.03	8,938,905.84
	178,243,990.09	9,160,060.65
	401,343,761.40	237,843,279.14
	192,000,000.00	



2017

	421,673.98	
		1,971,939.38



1												12,029, 777.27	12,029, 777.27
2													
3					103,371 ,135.80								103,371 ,135.80
4						11,585, 772.25							-11,585, 772.25

	830,69				1,364,7	53,445,			86,174,		1,838,1	2,017,3	4,068,4
	3,439.				93,419.	290.00			849.45		94,156.	57.37	27,931.
	00				79						27		88
	830,69				1,364,7	53,445,			86,174,		1,838,1	2,017,3	4,068,4
	3,439.				93,419.	290.00			849.45		94,156.	57.37	27,931.
	00				79						27		88
	51,9												
	“ ”												
	,40												



2017



2017

	882,686,848.00				1,915,783,806.49	556,817,282.25			86,174,849.45	228,850,668.65	2,556,678,890.34
--	----------------	--	--	--	------------------	----------------	--	--	---------------	----------------	------------------

--	--	--	--	--	--	--	--	--	--	--	--

1											
2											

		2008	9	10			
“	”	“002271”			5,276		
	2008			2008	12	31	5,276
		10	5		2,638		
	7,914						
	2009			2009	12	31	7,914
		10	10		7,914		
	15,828						
	2010						
[2010]1816							
	2010	12	29		1,348		17,176
	2010			2010	12	31	17,176
		10	10		17,176		
	34,352						
							2013
				A	1,800		1,730.20
	69.80						
					1,631.60		1.00
	311				35,983.60		
	2013						
				A	69.80		1.00
		36,053.40					
	2013						
[2014]590							
	2014	8	8		5,626.9553		



882,686,848

2017 2 23

” ”

“ ”



2

1 1 12 31

3

12

4

2

6

1

2

“ ”

3

4

7

8

1

2

“ ”

“

3

4

5

10

6

90

-

-

50% 50%

12

12

12

12

12

0

	1,000	1,000

2

1 1	5.00%	5.00%
1 2	10.00%	10.00%
2 3	30.00%	30.00%
3 4	50.00%	50.00%
4 5	80.00%	80.00%
5	100.00%	100.00%

3



1

2

3

4

5

2 

1

2

22 —

22 —

2

		10-20	5	4.75-9.5
		5-10	5	9.5-19
		5-10	5	9.5-19
		5-10	5	9.5-19

3

5

6



6

40-50
3-15
15
15

Ä

7

8

9

“ ” “ ”

2

3

4

“

”

20

1

2

3

2 

1

2

A B C
D E F

3

4

22

1

C

A

D

B

C A B D

2

23

1

2

á

25



1

2

2

1

2

4

16 — >
[2017]15 2017 1
1
2017 1 1 2017 6 12

27,038,783.23

“ ” “ ”
27,038,783.23
“ ”

2



		17 11 6 3
		4
		1 5 7
		25
		3 5

2

1

2014 10 30

GR201411000433

15%

2016 11 30

GR201632002117

15%

2014 9 23

GF201443000028

15%

2014 10 31

GR201432002176

15%

2015 6 1

GF201521000069

15%

2015 7 21

GR201511000260

15%

2015 10 10

GR201544006308

15%

2015 10 30

GR201531001015

2017

15%

2015 12 10

15%

2016 11 21

15%

2012 12

15%

[2011]58

15%

[2015]16

Volatile Organic Compounds, VOC

”

1PP

13,186,797.67

1,240,055.62

	152,793,817.41	176,320,430.96
	1,327,981,108.00	1,611,155,281.10

2017 6 30

44,101,678.90 79,655,555.05 25,697,364.31
 3,339,219.15 152,793,817.41

2

3



	177,774,405.14	72,024,368.33
	103,068,866.97	296,121,043.43
	280,843,272.11	368,145,411.76

2

	0.00
	0.00
	0.00

3


--	--	--

	117,521,239.46	
		46,157,140.21
	117,521,239.46	46,157,140.21

4

	0.00
	0.00

4





500,000,000.00

450,000,000.00

5

1

1	258,977,125.65	98.64%	128,770,914.83	97.51%
1 2	1,851,331.59	0.71%	1,796,024.46	1.36%
2 3	247,247.08	0.09%	699,554.63	0.53%
3	1,466,955.96	0.56%	786,650.35	0.60%
	262,542,660.28	--	132,053,144.27	--

1

1

3,565,534.63

2

126,153,438.99

48.05%

6







2017

	--	33,222,468.02	--	15.28%	7,247,132.42
--	----	---------------	----	--------	--------------

7



3

4

	6,957,599,205.12
	1,213,800,855.03
	2,391,819.08
	7,821,156,936.83

2

3



19,200

19,200

4.80%



1.	1,001,436,200.72	864,514,524.66	34,165,977.57	116,639,107.15	2,016,755,810.10
2.	55,225,191.36	56,420,211.98	2,722,272.15	3,519,488.54	117,887,164.03
1	9,970,315.00	9,186,246.43	1,676,477.19	2,738,877.85	23,571,916.47
2	45,254,876.36	25,352,993.22			70,607,869.58
3		21,880,972.33	1,045,794.96	780,610.69	23,707,377.98
3.	3,017,434.57	7,470,771.96	3,285,784.07	2,681,078.37	16,455,068.97
1	3,017,434.57	7,470,771.96	3,285,784.07	2,681,078.37	16,455,068.97
4.	1,053,643,957.51	913,463,964.68	33,602,465.65	117,477,517.32	2,118,187,905.16
1.	131,522,724.78	217,352,252.88	17,660,129.29	51,904,177.56	418,439,284.51
2.	18,153,255.23	35,194,727.38	1,956,785.21	7,951,927.88	63,256,695.70
1	18,153,255.23	29,627,453.99	1,356,489.50	7,456,895.32	56,594,094.04
2		5,567,273.39	600,295.71	495,032.56	6,662,601.66
3.	2,455,631.39	5,911,677.62	4,023,202.36		




2017

1.	996,411.98	428,767.04			1,425,179.02
2.					

	152,630,706.93		152,630,706.93	143,746,070.28		143,746,070.28
2.4	103,956,826.41		103,956,826.41	42,273,210.28		42,273,210.28
	99,052,339.53		99,052,339.53	18,337,419.00		

2



	269,571,800.00	716,894,444	20,823,934.67			21,540,829.11	7.99%	15%				
	1,662,747,400.00	254,271,544.11	280,206,545.14	63,509,139.01		470,968,950.24	--	--				--


3

2017 6 30

2.4

2

|



	40,226,034.15	
--	---------------	--

1. 2017 6 30

2. 2017 6 30

1,665,922.85

50

3 





4

	6,613,312.59	4,808,123.47	2,068,063.42	9,353,372.64
	3,013,258.52		409,317.25	2,603,941.27
	9,626,571.11	4,808,123.47	2,477,380.67	11,957,313.91

5 /

	385,578,445.03	60,351,239.47	335,683,087.81	52,531,407.64
	158,656,658.75	25,059,819.25	218,917,207.37	34,494,262.67
	236,518,106.07	37,595,261.57	219,901,447.92	36,089,487.64
	20,902,357.00	3,135,353.55	14,959,732.08	2,243,959.81
	801,655,566.85	126,141,673.84	789,461,475.18	125,359,117.76

2

3

		126,141,673.84	125,359,117.76

4

	15,694,725.55	23,095,278.61
	119,092,076.30	86,249,042.91
	134,786,801.85	109,344,321.52

O			30 000	2017 6	6
30		30,000.00			
P					
39 000	2017 6 30		20,000.00		
Q					20,000
	2017 6 30		10,000.00		
R					
160 000	2017 6 30		6,500.00		
2.					
A	5				
		40,000,000			
	90,000			2017 6 30	45,000
B			14,000,000		
	30,000			2017 6 30	1,000
3.					
A		9,174,423.97			
B		36,982,716.24			
2					
			0.00		

8 

	104,616,390.87	297,638,134.90
	104,616,390.87	297,638,134.90

9 



	517,783,754.70	366,631,809.58
	146,797,957.30	106,683,355.07
	56,651,999.60	34,124,744.95
	44,889,067.03	

3

1	541,848.96	28,936,170.19	28,390,155.49	1,087,863.66
2	66,645.26	1,274,875.47	1,260,322.23	81,198.50
	608,494.22	30,211,045.66	29,650,477.72	1,169,062.16

22

	119,000,608.93	78,283,916.52
	54,789,329.86	120,369,641.60
	17,427,370.44	8,207,700.91
	8,519,509.28	5,276,131.08
	6,096,115.48	4,627,334.42
	1,116,369.60	834,336.50
	728,435.99	390,638.85
	157,728.99	498,345.50
	207,835,468.57	218,488,045.38

23



	1,906,650.00	2,217,000.00
	1,906,650.00	2,217,000.00

25



	453,593,212.26	364,050,356.59
	125,674,468.20	95,604,996.19
	292,428,316.68	260,114,412.67
	12,888,622.24	8,283,467.04
	545,231,510.00	545,231,510.00
	1,429,816,129.38	1,273,284,742.49

2



1

157,745,944.98

26

	2,763,039.46			2,763,039.46	
	2,763,039.46			2,763,039.46	--

“ ”

1	2014	1								
	21,956,000.00									
2	2015	4								
	16,740,000.00							2.4		
3	2015	6	2015	9	2016	5				
										12,600,000.00
4	2013	11								
										13,430,000.00
5	2015	11								
	3,930,000.00									
6	2016	9	2016	10						
	1,284,000.00									
7					2014	12				2014
										1,000,000.00
8	2016	11								
	500,000.00									

30

	545,231,510.00	11,585,772.25		556,817,282.25
	545,231,510.00	11,585,772.25		556,817,282.25

3 

--	--	--	--

	86,174,849.45		86,174,849.45
--	---------------	--	---------------

	14,442,638.19	12,598,278.17
	11,751,115.28	11,208,864.78
	3,430,335.63	
	5,869,324.24	
	96,124.46	
	3,465,361.85	
	319,548.91	

	11,655,761.12	13,458,959.74
	8,654,103.52	8,952,842.10
	8,013,758.21	7,950,898.05
	6,968,193.45	6,359,523.46
	5,240,554.20	5,055,213.32
	3,082,015.42	4,147,197.71
	41,855,978.71	58,379,574.90
	508,924,516.19	

		-1,960,680.00
		-1,960,680.00

4 

--	--	--	--	--	--	--	--	--

2014							300,000.00	
	--	--	--	--	--		14,437,176.83	--

44

	776,604.10	1,164,637.25	
	776,604.10	1,164,637.25	
	25,000.00	20,000.00	
	430,810.51	304,346.22	
	1,232,414.61	1,488,983.47	

45



	-3,582,654.53
	1,189,878.91
	-762,604.30
	5,839,593.49
	-14,361,770.92
	65,941,552.79

46

31

47



	11,196,036.32	45,031,298.66
	48,661,559.19	12,532,233.10

3



2

3

4

	1,175,187,290.59	1,434,834,850.14
	13,186,797.67	1,240,055.62
	1,162,000,492.92	1,433,594,794.52
	1,175,187,290.59	1,434,834,850.14

49

50

	152,793,817.41	
	2,270,676.43	
	1,665,922.85	
	500,000,000.00	
	656,730,416.69	--

5 

2

			DAW ASIA LIMITED	
	31,178,326.02	31,178,326.02	4,932,342.15	4,932,342.15
	45,794,481.00	45,794,481.00	202,202,915.65	202,202,915.65
	4,311,460.44	4,311,460.44	7,672,189.44	7,672,189.44
	14,158,092.07	14,158,092.07	2,805,886.34	2,805,886.34
	3,000,000.00	3,000,000.00		

1,343,55	194,610,	1,538,16	738,631,	1,241,48
7,728.20	701.66	8,429.86	441.01	2.00



2017 6 30

项目	外币负债		外币资产	
	期末数	期初数	期末数	期初数
美元	-	4.19	3,218.35	1,062.91
欧元	-	-	-	-
港币	-	-	-	-
合计	-	4.19	3,218.35	1,062.91

税后利润上升（下降）	本年数	上年数

2

4

13.78% 2016

15.93%

15.29% 2016 59.92%

3

2017 6 30

570,406.70 2016 12 31

308,836.30

项目	期末数			合计
	一年以内	一至二年	二年以上	
金融资产：				
货币资金	422,708.44			422,708.44
应收票据				
应收账款				
其他应收款				
其他流动资产				
资产合计				
应付账款				
预收账款				
应付职工薪酬				
应交税费				
其他应付款				
其他流动负债				
负债合计				

项目	期初数			合计
	一年以内	一至二年	二年以上	
金融资产：				
货币资金	161,415.53			161,415.53
应收账款	1,000,000.00			1,000,000.00
应收票据				
其他应收款				
其他流动资产				
流动资产合计	1,161,415.53			1,161,415.53
应付账款				
应付职工薪酬				
应付利息				
应付股利				
其他应付款				
负债合计				

2

2017 6 30

48.27% 2016 12 31 43.70%

2

3

4

5

1

2017 6 30

2



30.55%

2

3

		6.06%
		1.31%
KELTIC INVESTMENT (HK) LIMITED INVESTMENT	KELTIC	

4



/

/

		4,112,564.45	2,953,616.92

2

	50,000,000.00	2016 11 24	2018 05 23	
	230,000,000.00	2016 09 21	2017 08 17	
	50,000,000.00	2015 12 30	2017 12 29	
	60,000,000.00	2016 09 30	2017 09 29	
	50,000,000.00	2017 05 17	2018 05 17	
	50,000,000.00	2016 01 15	2018 01 14	
	50,000,000.00	2016 06 08	2018 06 07	
	15,000,000.00	2016 03 28	2017 03 28	
	30,000,000.00	2016 09 30	2017 09 29	
	30,000,000.00	2015 06 19	2017 06 19	
	20,000,000.00	2014 05 08	2015 05 08	
	60,000,000.00	2015 06 26	2016 06 26	
	30,000,000.00	2016 08 01	2018 07 30	
	40,000,000.00	2016 11 22	2018 11 21	
	100,000,000.00	2016 01 20	2018 01 19	
	50,000,000.00	2015 05 07	2018 05 07	
	30,000,000.00	2015 09 08	2017 09 07	
	30,000,000.00	2017 06 20	2018 06 19	
	4,300,000.00	2016 06 12	2018 06 11	

	50,000,000.00	2016 10 24	2017 10 24	
	30,000,000.00	2016 04 19	2017 04 18	

	100,000,000.00	2016 09 23	2017 09 19	
	530,000,000.00	2016 07 05	2017 07 04	
	626,000,000.00	2016 04 26	2018	



	0.00
	0.00
	0.00
	6.83
	2 2 12.80 3 1 8.24
	5 1

1

2013

A 1,800

1,730.20

69.80

1,631.60

2

2013

A 69.80

3

2013

47.6917

1.00

4

2013

18.20

1.00



	308,628,839.25
	103,371,135.80

3



[2014]590

		A	56,269,553.00
1	22.63		1,273,379,984.39
	19,100,699.77		1,254,279,284.62

		金额单位：人民币元	
投资项目		募集资金使用计划	
唐山年产4,000万平方米防水涂料及干吨防水涂料项目		201,522,833.00	
唐山年产4,000万平方米防水涂料及干吨防水涂料项目		201,522,833.00	
年产2万吨非织造布项目		20,850,541.50	德州
年产2万吨聚酰胺无纺布制油站基建建设项目		20,850,541.50	德州
行贷款		20,850,541.50	德州
小计		1,031,098,989.00	

2017	06	30	64,262.51	22,784.90
			25,415.97	12,659.51
		12,844.01	12,659.51	
184.50				



2 2017 7 17

2017 7 17

85.9

0.0975%

18.31 /

(

2017 7 17

[2016] 280-5



1



	1,954,03	100.00%	100,609,	5.15%	1,853,424	1,435,8				
	4,595.96		711.08		,884.88	82,226.				95

	1,438,856,894.71	100.00%	9,667,739.14	0.67%	1,429,189,155.57	1,415,334,213.69	99.92%	6,167,277.55	0.44%	1,409,166,936.14
						1,130,330.80	0.08%	1,130,330.80	100.00%	

2

2,370,130.79

0.00

3

4

	1,399,011,014.68	1,367,071,831.29
	30,007,694.03	30,973,901.33





2017

	197,012.44	

2017